

Data Sheet



SCA820-D03 SINGLE AXIS ACCELEROMETER WITH DIGITAL SPI INTERFACE

Features

- 3.3V supply voltage
- $\pm 2g$ measurement range
- Single axis measurement in Z direction
- $\pm 70mg$ offset accuracy over temp range
- SPI digital interface
- Enhanced self diagnostics features
- Size 7.0 x 3.3 x 8.6 mm (w x h x l)
- Qualified according to the AEC-Q100 standard
- Package, pin-out and SPI protocol compatible with VTI digital accelerometer product family
- RoHS compliant Dual Flat Lead (DFL) plastic package suitable for lead-free soldering process and SMD mounting
- Proven capacitive 3D-MEMS technology

Applications

The SCA820-D03 is targeted at automotive applications. Typical applications include

- Electronic Stability Control (ESC)
- Electronic Parking Brake (EPB)
- Hill Start Aid (HSA)
- Roll Over
- Suspension
- Inclination
- Industrial applications

General Description

The SCA820-D03 is a single axis accelerometer component based on VTI capacitive 3D-MEMS technology. The component integrates high accuracy micromechanical acceleration sensing together with a flexible SPI digital interface. The component's Dual Flat Lead (DFL) housing guarantees robust operation over the product lifetime.

The SCA820-D03 is designed, manufactured and tested for high stability, reliability and quality requirements of automotive applications. The accelerometer has extremely an stable output over wide ranges of temperature, humidity and mechanical noise. The component is qualified according to the AEC-Q100 standard and has several advanced self diagnostics features. The DFL housing is suitable for SMD mounting and the component is compatible with the RoHS and ELV directives.

The SCA820-D03 is a part of VTI's digital accelerometer family and is compatible with its single axis accelerometers (SCA8X0 Series) and other multi axis accelerometers (SCA21X0 Series and SCA3100 Series).

Performance Characteristics

Vdd=3.3 V and ambient temperature unless otherwise specified.

Parameter	Condition				Units
		Min	Typ	Max	
Analog and digital Vdd		3.0		3.6	V
Current consumption	Active mode		5	6.3	mA
	Power down mode			0.1	mA
Measurement range	Measurement axis Z	-2		2	g
Operating temperature		-40		125	°C
Offset total error ^{A)}	Temperature range -40 ... +125 °C	-100		100	mg
Offset temperature dependency ^{B)}	Temperature range -40 ... +125 °C	-70		70	mg
Sensitivity	12 bit output		900		Count/g
Total sensitivity error		-4		4	% FS
Linearity error	+1g ... -1g range	-20		20	mg
Cross-Axis sensitivity				±3.5	%
Zero acceleration output ^{C)}	2-complement		0		Counts
Amplitude response	-3dB frequency	40		60	Hz
Noise				5	mg RMS
Power on setup time				0.1	s
Output data rate			1000		Hz
Output load				50	pF
SPI clock rate				8	MHz
ESD protection	Human Body Model			2	kV
	Charge Device Model			1	kV
Moisture sensitivity level	IPC/JEDEC J-STD-020C, Level 3				
Mechanical shock				20 000	g

- A) Includes offset deviation from 0g value including calibration error and drift over lifetime, temperature and supply voltage.
 B) Offset drift due to temperature. Value is a relative value and has not to be centered to zero.
 C) See Figure 3

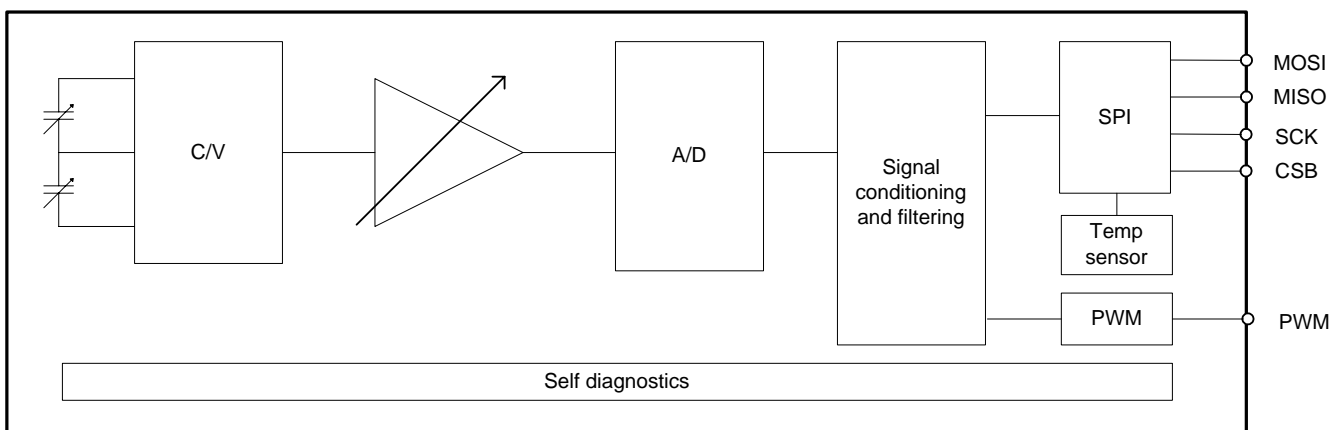


Figure 1. SCA820-D03 Block diagram

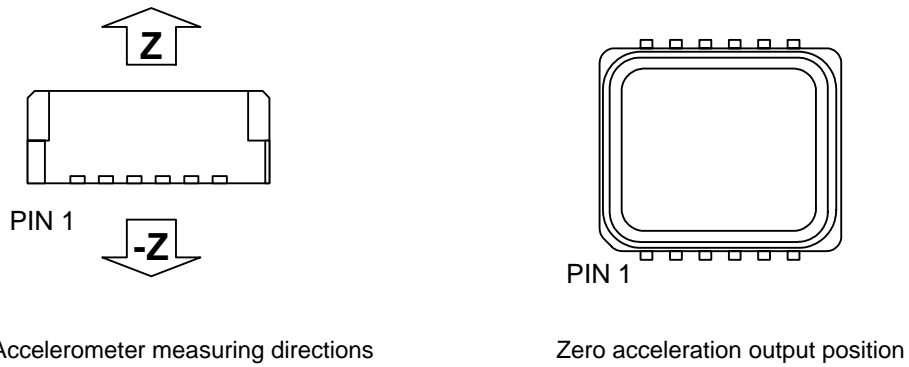


Figure 2. Accelerometer measuring directions

Zero acceleration output position

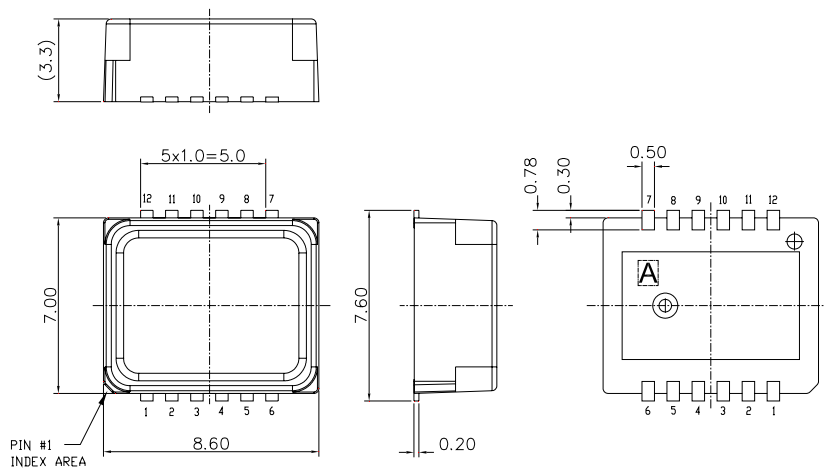


Figure 3. Housing dimensions

Document Change Control

Rev.	Date	Change Description
A	07.10.06	Preliminary version